

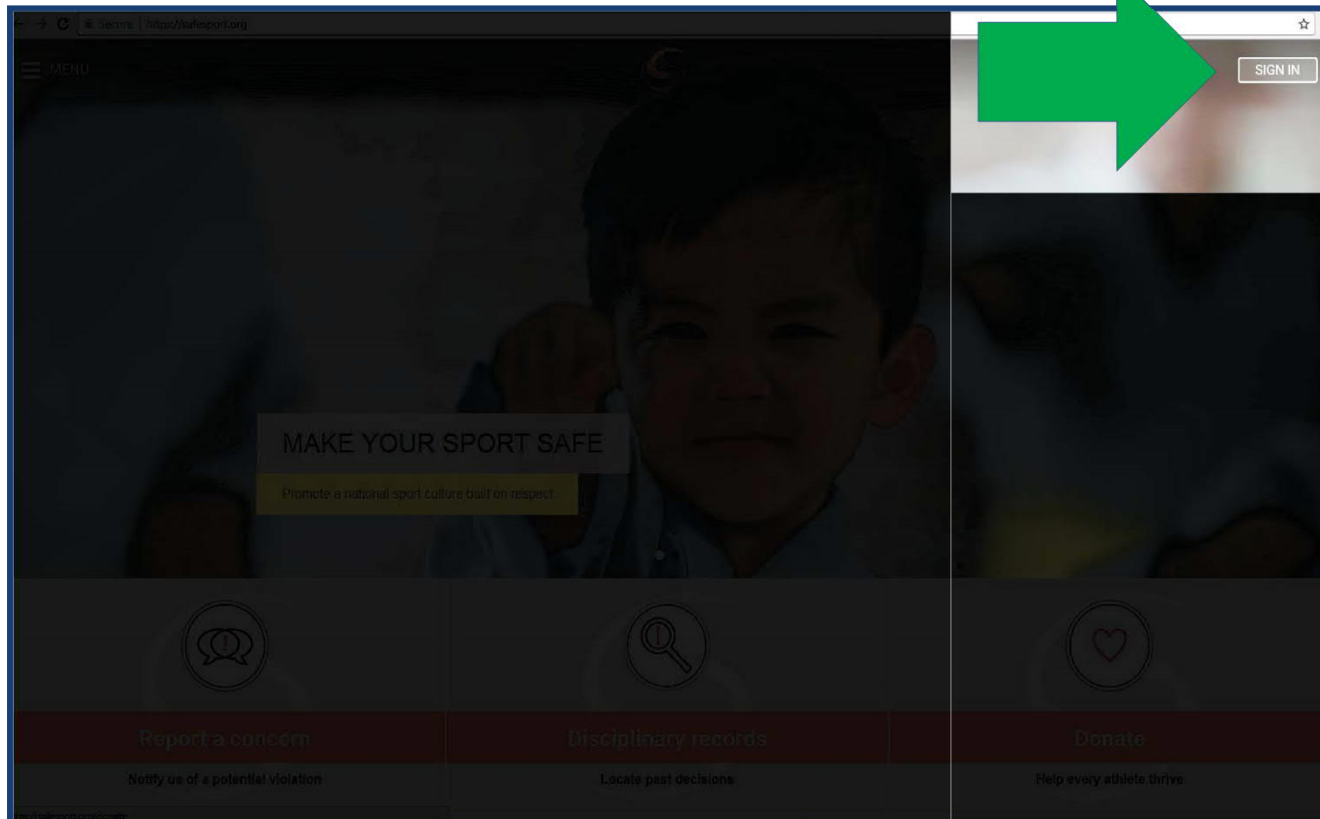


Safe Sport

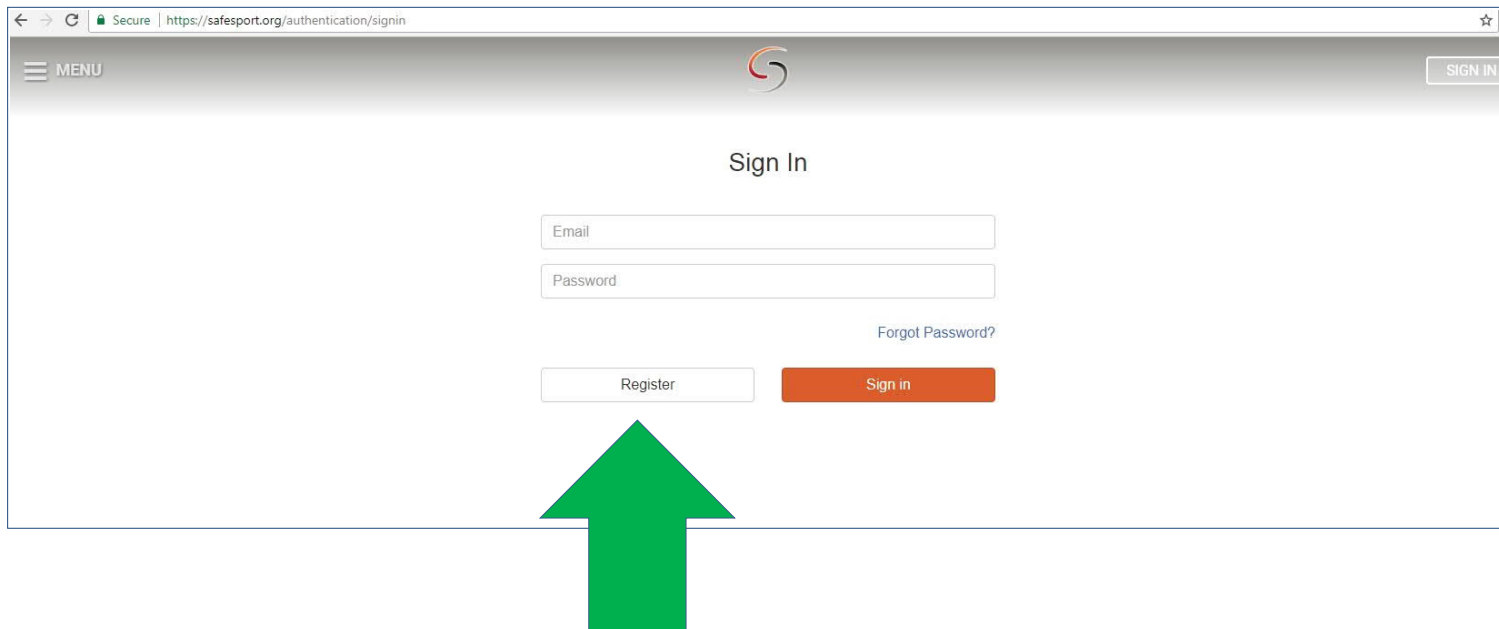
Safesport.org



- From the Safe Sport Home page select the Sign In button located at the top right corner of the page



- From the Sign In page select the Register Button



- Enter your Information and then select Next

Please note you must use a Valid Email address that you have access to

Register : 1 Account

First Name *

Last Name *

Email *

Password *

Confirm Password *

Cancel Next >

- **Once you have entered your information click the green “Next” Button**

Register : ① Account

First Name *

Last Name *


Email *

Email format is invalid.

Password *

Strong

Confirm Password *



Cancel

Next >

Enter Requested Information:

- Nickname
- Country
- Address
- City
- Region
- Postal Code
- Birthdate
- Gender
- Primary Position
- Membership

**** Important ****

Register : 2 Profile

Photo ?

Drag and drop or [Choose](#)

Nickname * ?

dking ✓

Country *

United States

Address *

City *

Region *

Select region...

Postal Code *

Birthdate *

Gender *

Select gender...

Primary Position(s) *

Administrator Athlete Coach Official Parent Volunteer

Membership(s) * ?

[+ Add Membership](#)

If you wish to receive completion credit from your organization, you must add any memberships here. Click here to set up.

[← Back](#) [Cancel](#) [Save](#)

account to your Register USA Information

Membership(s) * i

+ **Add Membership**

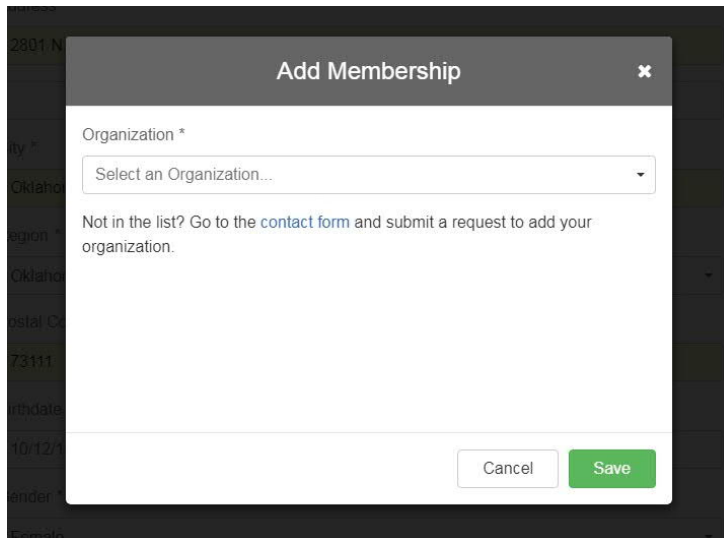
If you wish to receive completion credit from your organization, you must add any memberships here. Click here to set up.

← BackCancelSave

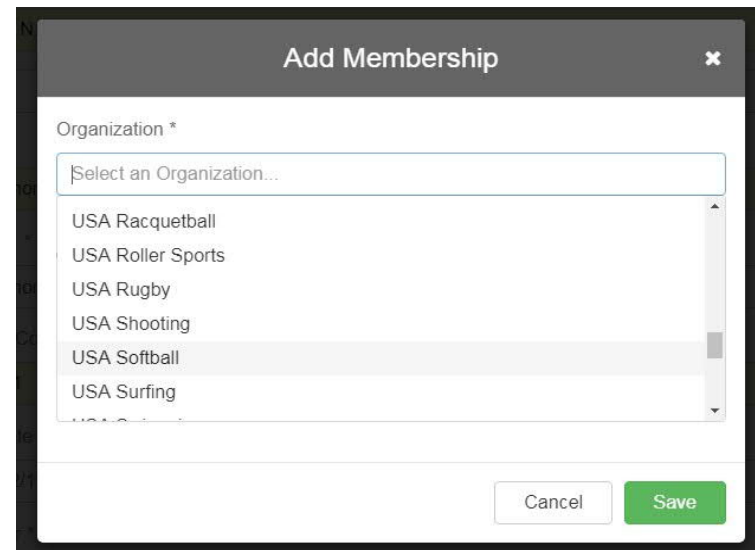
****Please note you must add your USA Softball Membership in order for your SafeSport completion to be recognized on your Register USA Softball account.****

- **Use the “Select an Organization” drop down menu to Find and Save**

USA Softball to your Memberships



The screenshot shows a dialog box titled "Add Membership" with a close button (X) in the top right corner. Below the title bar, the text "Organization *" is followed by a dropdown menu containing the text "Select an Organization...". Below the dropdown menu, there is a line of text: "Not in the list? Go to the [contact form](#) and submit a request to add your organization." At the bottom of the dialog box, there are two buttons: "Cancel" and "Save".



The screenshot shows the same "Add Membership" dialog box, but the dropdown menu is open, displaying a list of organizations. The list includes: USA Racquetball, USA Roller Sports, USA Rugby, USA Shooting, USA Softball (which is highlighted), and USA Surfing. The "Cancel" and "Save" buttons are visible at the bottom of the dialog box.

- **Once you have located and selected USA Softball click the green Save button**

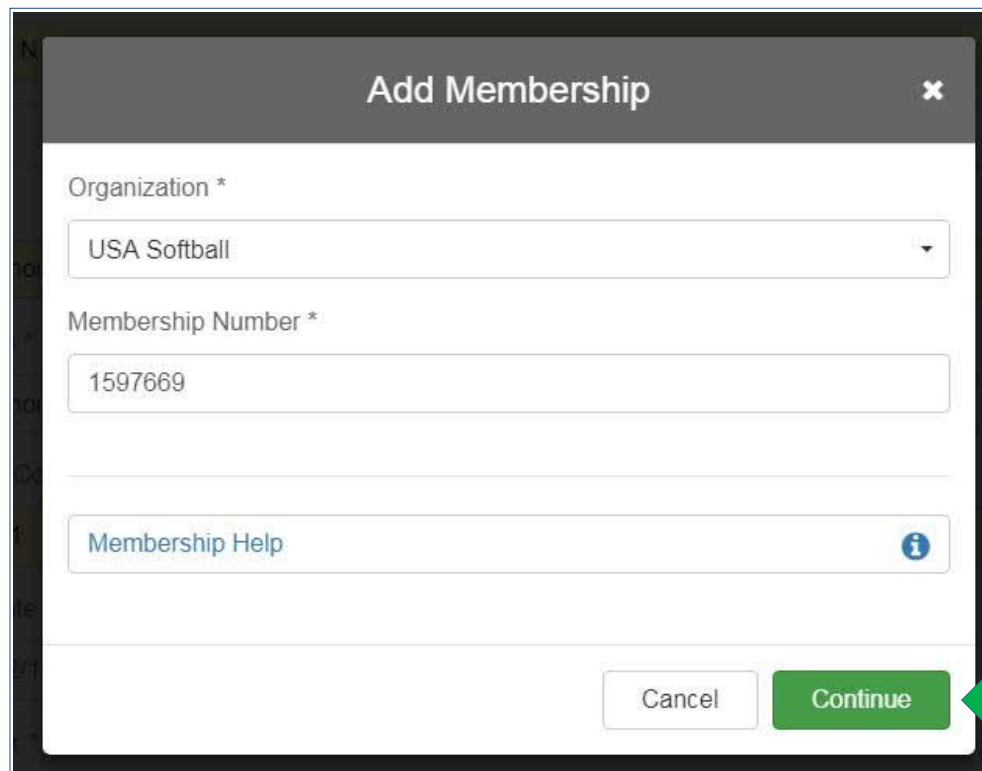
- Once you have selected & saved USA Softball as your Organization you will then be prompted to add your USA Softball Member ID Number

The screenshot shows a modal window titled "Add Membership" with a close button (x) in the top right corner. The form contains three main input fields:

- Organization ***: A dropdown menu with "USA Softball" selected.
- Membership Number ***: An empty text input field. A large green arrow points to this field.
- Membership ID Number**: A text input field with a blue information icon (i) on the right.

At the bottom right of the form, there are two buttons: "Cancel" and "Continue". The "Continue" button is highlighted in green.

- **Once you have entered your USA Softball Member ID Number select the Green “Continue” button**



The screenshot shows a web form titled "Add Membership" with a close button (x) in the top right corner. The form contains the following fields:


- Organization ***: A dropdown menu with "USA Softball" selected.
- Membership Number ***: A text input field containing "1597669".
- Membership Help**: A link with an information icon (i) to its right.

At the bottom of the form, there are two buttons: a white "Cancel" button and a green "Continue" button. A large green arrow points to the "Continue" button.

- **Review your Information and Select the box certifying you are the ‘person indicated above’ and then select the green “Save” button**

Add Membership

USA Softball
1597669



Name: _____ Da
Email: _____ dking@so
Birth Year: _____ 12
Location: _____ Oklahoma City, Oklahoma, Unite


I certify that I am the person indicated above. I understand that all of my completion information will be reported to USA Softball using this identity, and that failure to use my correct identity may result in my completions not being reported.

[Membership Help](#)




Add Membership

USA Softball
1597669



Name: _____ Dailyn King
Email: _____ dking@softball.org
Birth Year: _____ 12/10/1943
Location: _____ Oklahoma City, Oklahoma, United States



I certify that I am the person indicated above. I understand that all of my completion information will be reported to USA Softball using this identity, and that failure to use my correct identity may result in my completions not being reported.

[Membership Help](#) 



- You will then be prompted to review your profile information. Once reviewed select the green "Save" button


Membership(s) *


	USA Softball 1597669 
--	---



[+ Add Membership](#)
If you wish to receive completion credit from your organization, you must add any memberships here. Click here to set up.

[← Back](#) [Cancel](#) [Save](#)

Register : 2 Profile

Photo 

Drag and drop or  Choose

Nickname * 
oking 

Country *
United States

Address *
2601 N.E. 50th Street

City *
Oklahoma City


Region *
Oklahoma



Postal Code *
73111

Birthdate *

Gender *
Female

Primary Position(s) *
Administrator Athlete Coach Official Parent Volunteer

Membership(s) * 

	USA Softball 1597669 
---	---

[+ Add Membership](#)
If you wish to receive completion credit from your organization, you must add any memberships here. Click here to set up.

[← Back](#) [Cancel](#) [Save](#)

You will also be able to see your USA Softball Membership Linked with your Member ID

- You will then be directed back to the sign in page with a banner stating:

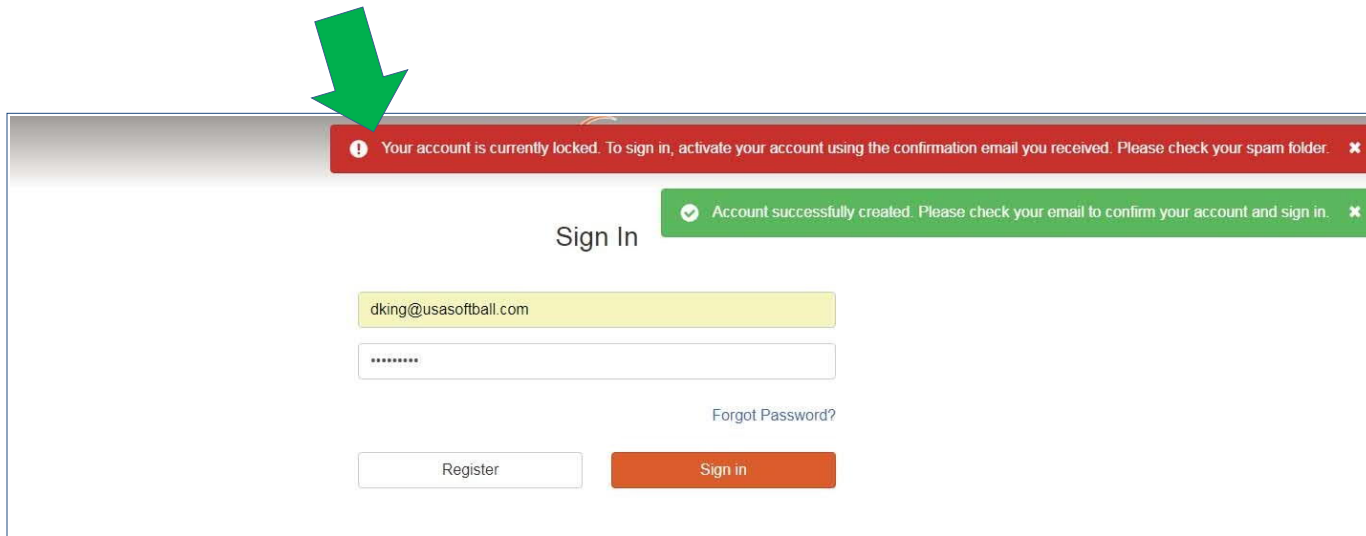
“Account successfully created. Please check your email to confirm your account and sign in.”



The screenshot shows a web browser window with the URL <https://safesport.org/authentication/signin>. The page features a navigation menu on the left, a logo in the center, and a green notification banner at the top right that reads: "Account successfully created. Please check your email to confirm your account and sign in." Below the banner is a "Sign In" section with two input fields labeled "Email" and "Password". A "Forgot Password?" link is positioned below the password field. At the bottom of the sign-in section are two buttons: a white "Register" button and an orange "Sign in" button.

****** If you attempt to sign in before checking your email to confirm and sign in you will receive below error message:

“Your account is currently locked. To sign in, activate your account using the confirmation email you received. Please check your spam folder.”



A screenshot of a web application's login page. At the top, a red banner contains an error message: "Your account is currently locked. To sign in, activate your account using the confirmation email you received. Please check your spam folder." A green arrow points to this message. Below the banner, a green banner displays a success message: "Account successfully created. Please check your email to confirm your account and sign in." The main content area is titled "Sign In" and features a form with two input fields: the first contains the email address "dking@usasoftball.com" and the second contains masked characters "*****". A link for "Forgot Password?" is positioned below the password field. At the bottom of the form are two buttons: a white "Register" button and an orange "Sign in" button.

Below is an example of the Confirmation email you will receive from SafeSport to confirm and access your account.

SafeSport: Account Created
no-reply@safesport.org
Click here to download pictures. To help protect your privacy, Outlook prevented automatic download of some pictures in this message.
Sent: Wed 11/29/2017 3:40 PM
To:

USA Softball
Customer,

The U.S. Center for SafeSport welcomes you to our online education program. The Center is committed to making athlete wellbeing the centerpiece of our nation's sports culture

You have successfully created an account on SafeSport. Please complete your registration by clicking on the link below to confirm your email address. For your records, you registered using the following e-mail address: [youremailaddress@provider.net](#)

[Confirm Email Address](#)

This message was sent by SafeSport



- **Click on the “Confirm Email Address” hyperlink to confirm and sign into your SafeSport account**

The Confirm Email Address hyperlink will direct you back to the SafeSport Sign In Page

- Enter in your email and password then select the Orange “Sign In” button

The screenshot displays a web interface for account management. At the top center is a logo consisting of a stylized 'S' with a red and blue swirl. In the top right corner, a green notification banner contains a checkmark icon and the text "Account successfully activated." followed by a close button (X). The main heading is "Sign In". Below this are two input fields: the first contains the email address "dking@usasoftball.com" and the second is labeled "Password". To the right of the password field is a link that says "Forgot Password?". At the bottom of the form are two buttons: a white "Register" button and an orange "Sign in" button. A large green arrow is positioned below the "Sign in" button, pointing upwards towards it.

- You have now successfully created and accessed your SafeSport account



Dailyn King

dking@usasoftball.com
dking

Edit

Recent Activities



Sexual Misconduct Awareness Education



Mandatory Reporting

Understanding Your Responsibilities



Emotional and Physical Misconduct



Safe Sport